
BUILDING AND REFINING YOUR COLLEGE LIST

RESEARCH
RELIABLE TOOLS
REALITY VS. HYPE



PART I: HOW DO YOU BUILD AND REFINE A LIST?

MY FAVORITE TOOLS

Determine field of study first. It matters!

- Naviance graphs to determine probability of admission
- Common Data Set to check 4 and 5 year grad rate, average award, average student profile
- Forbes "College Financial Health Grades" to gauge college's viability
- Job Search Intelligence College Rankings



Doctor, Teacher, Business Manager, Engineer, Lawyer, Police Officer,
Nurse, Psychologist, Architect, Veterinarian

**While the world of work has undergone
major changes since 2000...**


...career expectations of youths have changed little
but became more concentrated



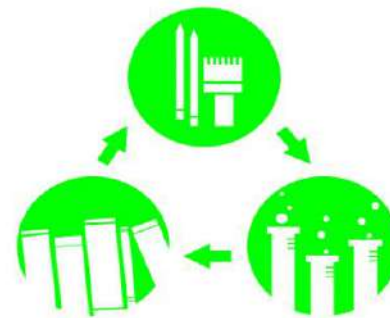
THE CASE AGAINST BASING COLLEGE CHOICE ON THE QUALITY OF A SPECIFIC MAJOR

1. STUDENTS CHANGE THEIR MAJOR

How many times do college students change majors?



More than **60%** of all college students change their major at least once.



The average is **three** changes of majors per student.



THE CASE AGAINST BASING COLLEGE CHOICE ON THE QUALITY OF A SPECIFIC MAJOR

2. COLLEGE ENVIRONMENT MATTERS

How will you be shaped?

"A school's best gift to her children is not education, but character—her character.

Education makes a scholar; character makes a man [or woman] and her character is best read in the lives of her sons and daughters."

—William McDaniel, 1912.




HOW DO YOU EVALUATE AN INSTITUTION'S SPECIFIC PROGRAM FOR A MAJOR?



ACADEMIC
RANKING OF
WORLD
UNIVERSITIES

QS WORLD
UNIVERSITY
RANKINGS

by subject



Local,
Regional,
National,
Global



PROGRAMS AND DEPARTMENTS CHANGE

Where is it in the lifecycle stage?
What was strong once may not be now.



THE SINGLE RICHEST RESOURCE




FACULTY

- 👍 # of professors
- 👍 Research interests
- 👎 Tenured v. Adjunct
- 👍👎 Rate My Professor



COURSE DESCRIPTIONS

- Core, Required Courses and Specializations
- Frequency
- Know the Endgame
- Alternate Arrangements
- Specials and Signature Programs



LOCAL PRIVATE V. LOCAL PUBLIC FOR PSYCHOLOGY

DEGREE PLAN

The psychology major requires the completion of 42 credits. The required courses include PSY 281, 283, 320, 325, 335, 413, 436, and 490, and one of the following: PSY 493, 495 or 497 ([click here for course descriptions](#)). ENG 111, ENG 410, MAT 152 AND MAT 252 are co-requisites for psychology majors. You will be permitted flexibility in choosing the remaining five or more elective courses from the various sub-specialties of psychology.

The minimum grade of C is required in all major and minor courses. PSY 281 is a prerequisite to all other psychology courses.

Compare with

psy.fau.edu/people/faculty.php

psy.fau.edu/research-areas/index.php

FACULTY AND STAFF

Psychology Department faculty and staff profiles can be accessed. Many faculty members maintain active research programs and projects. Opportunities exist for faculty members to mentor students based on the student's research interests.

- [Analia Suarez](#)
- [Linda Bacheller, PsyD, JD](#)
- [Sabrina E. Des Rosiers, Ph.D.](#)
- [Pamela D. Hall, Ph.D.](#)
- [Stephen W. Koncsol, Ph.D.](#)
- [Frank Muscarella, Ph.D.](#)
- [Guillermo Wated, Ph.D.](#)
- [Rebecca Murray, Ph.D.](#)



QUIZ: ART HISTORY DEPARTMENT

Art History

➡ Return to: [Departments & Programs](#)

- [About the Program](#)
- [Faculty](#)
- [Museum Study](#)
- [Internships](#)
- [Advanced Placement \(AP\)](#)
- [Off-Campus Programs](#)
- [Programs](#)

About the Program

Art History has a distinguished heritage as a field of cultural, social, and intellectual history in the Huron. Art is a tangible document that needs to be assessed on its own merits and, simultaneously, as a reflection of the history of the visual arts, past and present, as forms of communication which are shaped by political, psychological and/or economic contexts in which the work of art or architecture was made. Art and architecture and their meanings on many levels.

Faculty

- **Chair:** Marguerite Keane, Associate Professor
- **Professor:** Margaret Kuntz, Kimberly Rhodes



Museum Study



Students who wish to undertake additional systematic study of collections in area museums may register for [ARTH 249](#) for an additional hour of credit in conjunction with any upper-level art history course. Papers, studio projects, and/or augmentation of the regular course work is expected of those electing to enroll for the extra museum study credit. A separate grade is given for this credit. The instructor's signature is required to register for credit for museum study credit.

Internships



Advanced students are encouraged to take internships yielding professional job experience in museum, or gallery work or in other art-related fields. The Art History Department may act as liaison to arrange internships in the surrounding area and in New York City with, for example, the Whitney Museum of American Art, the Solomon R. Guggenheim Museum, the Metropolitan Museum of Art, the Museum of Modern Art, the Cooper-Hewitt Museum, Christie's and Sotheby's auction houses, major galleries, foundations, and regional centers. Course credit for such work must be earned under the academic internship program (see [INTC 200](#)).

Advanced Placement (AP) examinations



Students who receive a score of 4 or 5 on the art history examination should consult with the department about the possibility of exemption from one introductory Art History course.

Off-Campus Programs



New York Semester on Contemporary Art

New York, the center of the contemporary art world, is home to more than 100,000 artists, 1,000 galleries, and 10 major art museums. It is the vital location for the Drew Semester on Contemporary Art, directed by a Drew faculty member and offered in the fall semester. Students in this 4-8 credit program spend one to two days each week in New York visiting artists, critics, and arts professionals, and viewing art in museums and galleries, plus attending a seminar on campus. There are many opportunities for dialogue with leading figures in New York's contemporary art world.

CONSIDERATIONS FOR SPECIAL POPULATIONS

Graduates of WOMEN's COLLEGES:

- comprise more than 20% of women in Congress + 30% of a Business Week list of rising women stars in corporate America
- are 2x as likely to earn a PhD or attend medical school
- earn higher incomes
- attain higher positions in their careers
- are more involved in philanthropic activity

Mt. Holyoke produces more female PhDs in chemistry + biology than any other liberal arts college



CONSIDERATIONS FOR SPECIAL POPULATIONS

Historically Black Colleges and Universities

HBCUs comprise just 3% of four-year colleges in the country but have produced:

80% of the black judges,
50% of the black lawyers,
50% of the black doctors,
40% of the black engineers,
40% of the black members of Congress,
and 13% of the black CEOs in America today.



SPECIAL POPULATIONS

More upward mobility at HBCUs than at PWIs.
Less downward mobility at HBCUs than at PWIs.

BEST for upward mobility:
Xavier University of Louisiana
FAMU
Dillard University
Tuskegee University



PART II: FLORIDA STATE UNIVERSITY SYSTEM: HOW DO WE DETERMINE QUALITY?

Inputs:

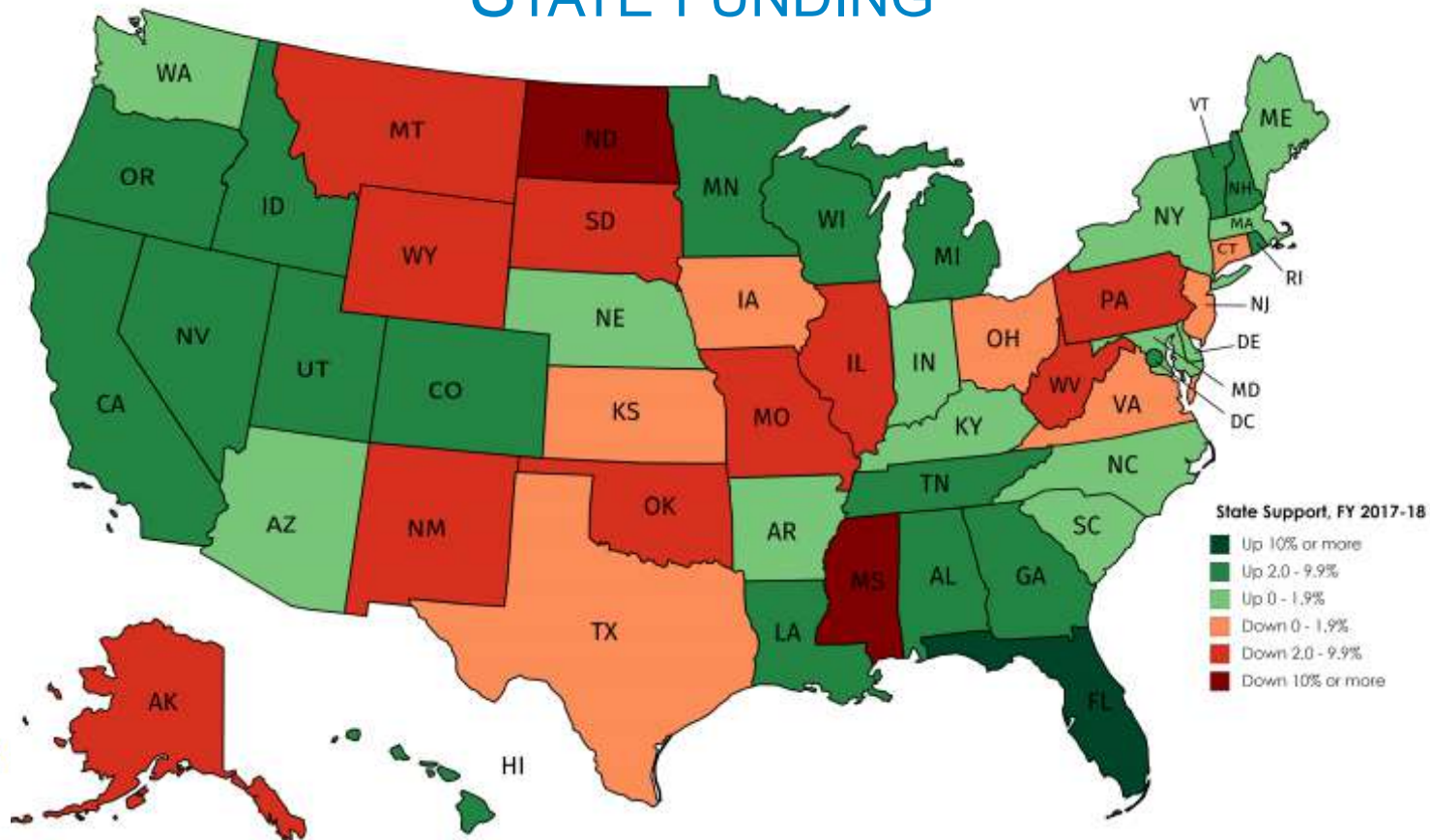
- Funding
- Enrollment
- TARU Measures

Outcomes:

- Research grants received
- Research expenditures
- Student retention, graduation rate, "excess credit hours"
- Career, salary data



THE CASE FOR FLORIDA PUBLIC UNIVERSITIES— STATE FUNDING



SUS Fall Enrollment Since 1990

	1990	1995	2000	2005	2006	2018
FAMU	8,379	10,277	12,161	12,176	11,913	10,031
FAU	13,180	18,137	21,466	25,994	25,657	29,839
FGCU	-	-	3,653	7,254	8,316	15,080
FIU	22,528	28,216	31,458	37,424	38,537	54,000
FSU	28,824	30,301	34,485	39,668	40,378	41,005
NCF	-	-	-	763	746	808
UCF	21,694	26,715	33,975	45,090	46,907	68,571
UF	36,338	39,703	45,900	50,298	51,314	54,906
UNF	8,093	10,492	12,762	15,420	16,091	16,776
USF	32,727	36,343	36,379	43,591	44,251	49,591
UWF	8,012	8,309	8,514	9,657	9,906	12,847
Total	179,775	208,493	240,753	287,335	294,016	298,603

+ FL. Polytech
est. 2012
1339



Board of Governors, State University System of Florida



Top American Research Universities TARU Measures

- **Research** – Total expenditures + Federal Research Expenditures
- **Private Support** – Endowment + Annual Giving
- **Faculty** – # of National Academy members + # of Faculty Awards rec'd
- **Advanced Training** – # doctorates + # post doc students
- **Undergraduate** – Average SAT & SAT



The Top American Research Universities

<	Top 25 Nationally	Top 26-50 Nationally	Top 25 Private	Top 26-50 Private	Top 25 Public	To >
---	-------------------	----------------------	----------------	-------------------	---------------	------

Institution		Number of Measures in Top 25 (Ctrl)	Number of Measures in Top 26-50 (Ctrl)	Total Research x \$1000	Total Research Ctrl Rank	Federal Research x \$1000	Federal Research Ctrl Rnk	Endowment Assets x \$1000
University of California - Berkeley		9	0	670,926	15	326,120	17	3,031,896
University of California - Los Angeles		9	0	942,450	6	545,882	8	2,449,838
University of Florida	→	9	0	686,048	12	296,950	22	1,263,277
University of Illinois - Urbana-Champaign		9	0	522,769	20	312,796	20	1,137,035
University of Michigan - Ann Arbor		9	0	1,212,990	1	801,194	2	7,691,052
University of Minnesota - Twin Cities		9	0	824,489	8	482,639	9	2,494,050
University of North Carolina - Chapel Hill		9	0	762,620	10	559,620	7	2,179,177
University of Texas - Austin		9	0	558,377	19	334,240	15	8,209,163
University of Wisconsin - Madison		9	0	1,022,723	3	568,389	6	2,082,181
Ohio State University - Columbus		8	1	794,023	9	471,331	10	2,366,033
University of California - San Diego		8	1	1,003,584	4	635,223	4	567,772
University of Pittsburgh - Pittsburgh		8	1	880,425	7	647,060	3	2,618,436
University of Washington - Seattle		8	1	1,112,526	2	921,399	1	2,111,332
Pennsylvania State University - University Park		8	0	677,082	14	400,294	12	1,299,369
Georgia Institute of Technology		7	2	650,588	17	426,088	11	1,608,248



The Top American Research Universities

<	Top 26-50 Nationally	Top 25 Private	Top 26-50 Private	Top 25 Public	Top 26-50 Public	>
---	----------------------	----------------	-------------------	---------------	------------------	---

Institution	Number of Measures in Top 26-50 (Ctrl)	Total Research x \$1000	Total Research Ctrl Rank	Federal Research x \$1000	Federal Research Ctrl Rnk	Endowment Assets x \$1000	Endowment Assets Ctrl Rank
North Carolina State University	8	374,446	33	152,790	48	635,326	40
Oregon Health & Science University	6	334,324	40	268,777	26	433,288	60
University at Buffalo	6	337,783	39	176,923	43	511,020	49
University of Illinois - Chicago	6	373,750	34	245,323	29	217,195	96
University of Missouri - Columbia	6	130,269	88	113,072	64	622,209	42
Iowa State University	5	261,016	50	116,109	62	604,897	43
University of Kentucky	5	364,175	36	175,801	44	900,158	26
Washington State University - Pullman	5	363,678	37	115,775	63	737,409	32
→ Florida State University	4	216,869	60	136,332	51	497,709	51
University of Hawaii - Manoa	4	318,316	44	201,700	40	211,970	98
University of Maryland - Baltimore	4	391,685	32	228,637	34	206,582	101
University of South Carolina - Columbia	4	196,820	64	100,045	71	513,936	48
→ University of South Florida - Tampa	4	343,366	38	220,931	37	334,132	77
Virginia Commonwealth University	4	185,566	66	134,431	52	438,140	59
Colorado State University - Fort Collins	3	321,130	43	230,661	33	225,362	95




GRANTS FROM NATIONAL INSTITUTES OF HEALTH

Public FL university recipients						
FAMU	6	\$5M		FSU	92	\$36.6M
FAU	28	\$8.7M		UCF	36	\$16M
FGCU	1	\$471,000		UNF	2	\$118,000
FIU	77	\$32M		USF	111	\$75.6M
UF	443	\$190M		UWF	1	\$288,000
Private FL university recipients						
FIT	1	\$430,000		U Miami not Med	34	\$11.8M
Rollins, Stetson, Lynn	0	\$0		NSU	10	\$2.8M

To FAU, it may be fair to add Scripps (100 awards, \$50M)
and Max Planck (11, \$5M)

FL UNIVERSITIES RESEARCH EXPENDITURES

UF	\$ 801M	15 TH IN	USA
USF	\$ 592M	25 TH IN	USA
FSU	\$ 233M		
FIU	\$ 196M		
UCF	\$ 183M		
FAU	\$ 100M		



PRESTIGIOUS FULBRIGHT SCHOLARSHIPS

DATA: TOP PRODUCERS OF FULBRIGHT U.S. SCHOLARS AND STUDENTS, 2019-20

Fulbright U.S. scholars

Doctoral institutions

Institution	Awards
Pennsylvania State U. at University Park	13
U. of Minnesota-Twin Cities	10
U. of South Florida	9
Florida State U.	8
Michigan State U.	8
Oregon State U.	8
Purdue U. at West Lafayette	8
U. of Kentucky	8
U. of New Mexico	8
U. of Washington	8
Texas A&M U. at College Station	7
U. of California at Berkeley	7
U. of California at Davis	7
U. of Michigan at Ann Arbor	7
Washington State U.	7
Arizona State U.	6
Colorado State U. at Fort Collins	6
Emory U.	6
Florida International U.	6

USF +

FSU →

FIU →



COMPARE GRANTS FROM NATIONAL INST. OF HEALTH AND EST. ANNUAL COST TO STUDENTS

Duke	905	\$471M	←\$78K	\$20K→	UF	443	\$190M
Emory	749	\$382M	\$73K	\$30K	USF	111	\$75.6M
Georgetown	124	\$51M	\$70K	\$32K	FSU	92	\$36M
Notre Dame	57	\$26M	\$69K	*\$6K	FAU	28	\$8.6M
BC	42	\$17M	\$70K	\$17K	FIU	77	\$31.8M
Holy Cross	0	\$0	\$67K	\$16K	FAMU	6	\$5M

*FAU, living at home. +other grants



THE WALL STREET JOURNAL.


Mike Meru Has \$1 Million in Student Loans. How Did That Happen?

Escalating tuition and easy credit have yielded a class of student-loan borrowers with spectacular debt they may never pay back



<https://www.wsj.com/articles/mike-meru-has-1-million-in-student-loans-how-did-that-happen-1527252975>





QUESTIONS? UNCLEAR?



Follow my posts on college news on



[East.West.College.Counseling/](#)

[linkedin.com/in/carolynkost/](#)



Carolyn Kost

